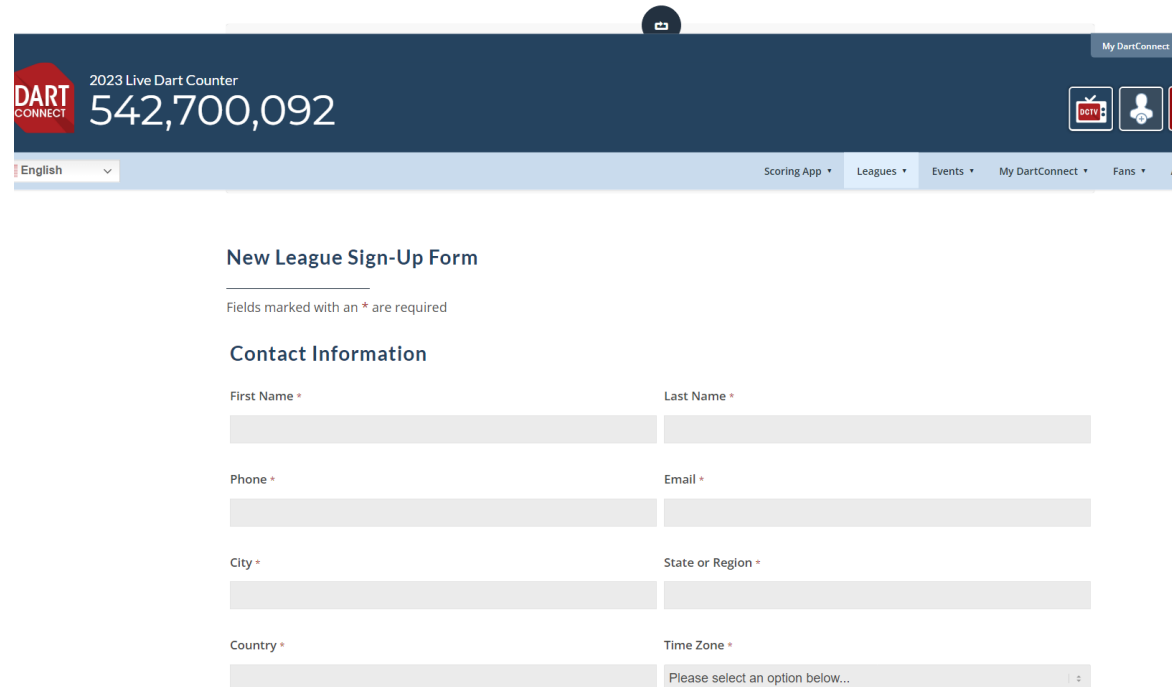


DART CONNECT INSTRUCTIONS

- You must first submit to Dart Connect a request for a Division.
 - You can submit multiple requests.
 - Once approved they can sit while you gather your information for your leagues.
- Submit requests from the following website
 - [League Sign-Up – DartConnect](#)
 - It will bring you to the League sign up area



The screenshot shows the Dart Connect website interface. At the top, there is a dark blue header with the Dart Connect logo on the left, a '2023 Live Dart Counter' showing '542,700,092', and a 'My DartConnect' button on the right. Below the header is a navigation bar with a language dropdown set to 'English' and several menu items: 'Scoring App', 'Leagues', 'Events', 'My DartConnect', and 'Fans'. The main content area is titled 'New League Sign-Up Form' and includes a note: 'Fields marked with an * are required'. The form consists of several input fields arranged in two columns:

Contact Information	
First Name *	Last Name *
Phone *	Email *
City *	State or Region *
Country *	Time Zone *

The Time Zone field has a dropdown menu with the text 'Please select an option below...'.



New League Sign-Up Form

Fields marked with an * are required

Contact Information

First Name *

Last Name *

Phone *

Email *

City *

State or Region *

Country *

Time Zone *

Please select an option below... | ⌵

- Insert all the information into the form.
 - You can add an additional admin person; who can then access the Dart Connect site to track your league
 - Be sure to select the appropriate season (Fall, Spring, etc)
 - In the area: Upload a copy of your league match scoresheet; I've been attaching the excel scoresheets that I have
- Once you've submitted your request for a division it takes normally 3-5 business days for them to respond back to you to indicate that your league is approved. The email notification will go to whatever email you put in the request.
- When you've received your confirmation and approval email. Follow the link to go to your Dart Connect dashboard or select the following: <https://my.dartconnect.com/organize>



Competition Organizer

Welcome to the future Competition Organizer Page. Over time, we will incorporate links and tools to make it easy to manage leagues and tournaments. In the meantime, you can link directly to the legacy "My Events" page below.

Interested in running online or in-person competitions with DartConnect? Become Digital Steel Certified! [Learn More](#)

My Events

[Go To My Events](#)

My Leagues

LEAGUE	LINKS
FA23 - Ladies Singles Division 1	Manage Venues - Manage League
763 FA23 Ladies STL Doubles OL	Manage Venues - Manage League
763 FA23 LDS STL Singles Div 2	Manage Venues - Manage League
750 Wed Night Steel Tip Neutralizer	Manage Venues - Manage League
ADA- FA23 763 Mens Singles Div 1	Manage Venues - Manage League
ADA- FA23 763 Mens Singles Div 2	Manage Venues - Manage League

Select "Manage League" to begin adding the league information

More DartConnect



Notifications Center
You are up to date

Close Season
Suspend Season

Change Season:
[Dropdown]

League Settings
Season Settings

Create a New Season
Add Another Season Stage

[Hide New Season Steps](#)

1. Create New Season
2. Confirm League Settings
3. Edit/Assign Players
4. Edit Divisions
5. Edit Post Season
6. Set Calendar
7. Run Audit Report

Activity

Activity Reports
League Directory
Divisions
Post Season

Roster Reports
Roster Only
w/CPT Phone
w/CPT Phone+Email
All Contact Info

No Seasons Configured

Create New Season

Step 1: New Season License

Overview instructions go here.

Season Name

[Fall] [2023]

Contact DartConnect if you require custom season/year labels.

Season Start Date

[09/22/2023]

The standard DartConnect League Service License is limited to **20 weeks**. This includes your season set up period + regular season + post season + end of season wrap up. DartConnect will send you reminders to remove the regular season play option from the scoring application and to close the season.

If your league requires a longer contract, [contact us](#).

Cancel **Continue ->**

Use the drop downs to select the Season and year. Type in the Season Start Date

league.dartconnect.com

DART CONNECT
LEAGUE PORTAL

Home Match Log Players Venues Divisions Schedule Post Season

ADA- FA23 763 Mens Singles Div 1

Season Settings Help Return To MyDC

No Seasons Configured

Create New Season

Step 2: Review League and Season Settings

- It is important to review your current league and season settings before creating your new season.
- Click "Continue" to review your settings. Make any required updates, then scroll to the bottom of the page to continue the New Season creation process.

[-< Back](#) [Continue ->](#)

Select "Continue"

Notifications Center
You are up to date

Close Season

Suspend Season

Change Season:

League Settings

Season Settings

Create a New Season

Add Another Season Stage

[Hide New Season Steps](#)

1. Create New Season
2. Confirm League Settings
3. Edit/Assign Players
4. Edit Divisions
5. Edit Post Season
6. Set Calendar
7. Run Audit Report

Activity

Activity Reports

League Directory

Divisions

Post Season

Roster Reports

Roster Only

w/CPT Phone

w/CPT Phone+Email

All Contact Info

Inbox (1,395) - hollyadye@gmail.com | (20+) Facebook | league.dartconnect.com

DART CONNECT LEAGUE PORTAL

Home | Match Log | Players | Venues | Divisions | Schedule | Post Season

ADA- FA23 763 Mens Singles Div 1 [Season Settings](#) [Help](#) [Return To MyDC](#)

No Seasons Configured

League Overview

After updating all of your league information, scroll to the bottom to continue to Season Settings.

League Settings [Hide -](#)

Report Distributions: 20

Dart Average Units: PPR - Points per Round (3DA)

Match Play Frequency: Weekly

Boards Required per Match: 1

Schedule Layout: Away @ Home

Post Season:

Post Season: Yes, has Post Season

Default match count for PS Competition: 1 match per team pairing

New! Set the default match count for each round of PS competition. You can override this during match scheduling.

Scoring App Access: All Users

Match Play: In-Person Only

Report Distributions determines v... all track
 scores above 100, 140 & 180. Sele...

Match Play Frequency determines when dartconnect will send you a reminder to close the season. If your league plays any frequency besides weekly, select monthly for the reminder notice. Leagues can close a season at any time.

Notifications Center
 You are up to date

Close Season
 Suspend Season

Change Season:

League Settings
 Season Settings

Create a New Season
 Add Another Season Stage
[Hide New Season Steps](#)

- Create New Season
- Confirm League Settings
- Edit/Assign Players
- Edit Divisions
- Edit Post Season
- Set Calendar
- Run Audit Report

Activity

Activity Reports
 League Directory
 Divisions
 Post Season

Roster Reports
 Roster Only
 w/CPT Phone
 w/CPT Phone+Email
 All Contact Info

League Overview

Most information will be filled in. You must use the Drop Down to select the Scoring App Access, In-Person Only, Online Only or Both In-Person and Online

league.dartconnect.com

Home Match Log Players Venues Divisions Schedule Post Season

ADA- FA23 763 Mens Singles Div 1 [Season Settings](#) [Help](#) [Return To MyDC](#)

No Seasons Configured

Scoring App Access:

Match Play:

Report Distributions determines what number is used for high turn tracking. Selecting 20 will track scores above 100, 140 & 180. Selecting 19 will track scores above 95, 133 & 171.

Match Play Frequency determines when DartConnect will send you a reminder to close the season. If your league plays any frequency besides weekly, select monthly for the reminder notice. Leagues can close a season at any time.

Boards Required per Match: If your league uses more than one board during a league match, select the number required for each match to enable proper scheduling.

[Update Settings](#)

League Portal Users [Hide -](#)

[\[Refresh Portal User Lists\]](#)

DartConnect REQUIRES two league contacts (with valid email addresses) to be marked to receive the season invoice.

League Administrators
Requires a DartConnect account using this same email

		Receives Invoices	Weekly Audits	Season Notifications
Remove	Holly Dye hollyadye@gmail.com +17033502915	<input checked="" type="checkbox"/>	<input checked="" type="checkbox"/>	<input checked="" type="checkbox"/>
Remove	Stephen Krikorian krikorians73@gmail.com +15088875516	<input checked="" type="checkbox"/>	<input checked="" type="checkbox"/>	<input checked="" type="checkbox"/>

League Contacts
No DartConnect Membership required

No Contacts added

Invite New User:

League Administrators
User have access to all functions in the league portal, including designating division and team managers. Only league admins can edit match formats and access the match log

Team Managers
Limits user access to designated teams for managing player rosters only

League Contacts
League contacts receive notifications but can not log into the

Notifications Center
You are up to date

[Close Season](#)
[Suspend Season](#)

Change Season:

[League Settings](#)
[Season Settings](#)

[Create a New Season](#)

[Add Another Season Stage](#)

[Hide New Season Steps](#)

1. Create New Season
2. Confirm League Settings
3. Edit/Assign Players
4. Edit Divisions
5. Edit Post Season
6. Set Calendar
7. Run Audit Report

Activity

Activity Reports
[League Directory](#)
[Divisions](#)
[Post Season](#)

Roster Reports
[Roster Only](#)
[w/CPT Phone](#)
[w/CPT Phone+Email](#)
[All Contact Info](#)

Here is where you can the addition person. Select their role and add their information

No Seasons Configured

Notifications Center

You are up to date

[Close Season](#)

[Suspend Season](#)

Change Season:

[League Settings](#)

[Season Settings](#)

[Create a New Season](#)

[Add Another Season Stage](#)

[Hide New Season Steps](#)

- 1. Create New Season
- 2. Confirm League Settings
- 3. Edit/Assign Players
- 4. Edit Divisions
- 5. Edit Post Season
- 6. Set Calendar
- 7. Run Audit Report

Activity

Activity Reports
[League Directory](#)
[Divisions](#)
[Post Season](#)

Roster Reports
[Roster Only](#)
[w/CPT Phone](#)
[w/CPT Phone+Email](#)
[All Contact Info](#)

League Administrators
Requires a DartConnect account using this same email

			Receives Invoices	Weekly Audits	Season Notifications
Remove	Holly Dye	hollyadye@gmail.com +17033502915	<input checked="" type="checkbox"/>	<input checked="" type="checkbox"/>	<input checked="" type="checkbox"/>
Remove	Stephen Krikorian	krikorians73@gmail.com +15088875516	<input checked="" type="checkbox"/>	<input checked="" type="checkbox"/>	<input checked="" type="checkbox"/>

League Contacts
No DartConnect Membership required

No Contacts added

Invite New User:

- League Administrators**
User have access to all functions in the league portal, including designating division and team managers. Only league admins can edit match formats and access the match log
- Team Managers**
Limits user access to designated teams for managing player rosters only
- League Contacts**
League contacts receive notifications but can not log into the league portal

League Profile [Show +](#)

League Notes [Show +](#)

Optional Online Lobby [Show +](#)

[Continue New Season Creation ->](#)

Select: Continue New Season Creation

No Seasons Configured

Notifications Center
You are up to date

Close Season
Suspend Season
Change Season:
League Settings
Season Settings

Create a New Season
Add Another Season Stage

- [Hide New Season Steps](#)
1. Create New Season
 2. Confirm League Settings
 3. Edit/Assign Players
 4. Edit Divisions
 5. Edit Post Season
 6. Set Calendar
 7. Run Audit Report

- Activity**
- Activity Reports
League Directory
Divisions
Post Season
- Roster Reports
Roster Only
w/CPT Phone
w/CPT Phone+Email
All Contact Info

Division Standings Show +

Other Settings Hide -

Use Modified Bust Rule:
The modified bust rule is designed for leagues who require players to document which dart created the "bust". After each bust turn, the scoring app will ask players how many darts have been thrown after. This will affect player's dart averages, essentially inflating them compared to the assumption of 3-darts for EVERY bust turn.
No

Optional Report Settings

League Activity Report Day:
During the season, you will receive an email with an audit report on this day each week. This day also acts as the start of your "league week" when you run audit reports.
Sunday

Use these settings to report matches that take too long:

'01 Legs for 501 or less: Max Turns
'01 Legs for more than 501: Max Turns
Cricket Legs: Max Turns
Leg Duration: Mins MINUTES

Update Report Settings

Continue New Season Creation ->

Browser tabs: Inbox (1,395) - hollyadye@gmail.com | Steve messaged FA23 MEN'S STE | league.dartconnect.com

Navigation: Home | Match Log | Players | Venues | Divisions | Schedule | Post Season

Page Title: ADA- FA23 763 Mens Singles Div 1

Buttons: Season Settings | Help | Return To MyDC

Alert: No Seasons Configured

Create New Season

Step 3: Clone Rules

Player Assignments, Teams, and Divisions come from the same season Match Settings are copied from (below). Any players added in subsequent seasons will also be loaded, but will not have a team or division assignment.

Which Season do You want to copy BOTH match format and division labels/listing from:

- Select Season -

<- Back | Continue ->

Notifications Center: You are up to date

Close Season | Suspend Season

Change Season: [Dropdown]

League Settings | Season Settings

Create a New Season | Add Another Season Stage

Hide New Season Steps

1. Create New Season
2. Confirm League Settings
3. Edit/Assign Players
4. Edit Divisions
5. Edit Post Season
6. Set Calendar
7. Run Audit Report

Activity

Activity Reports
League Directory
Divisions
Post Season

Roster Reports
Roster Only
w/CPT Phone
w/CPT Phone+Email
All Contact Info

Here is where you'll be able to Clone Division settings. It will begin to work for you starting Next Season. For now we are creating brand new divisions.

league.dartconnect.com

DART CONNECT
LEAGUE PORTAL

Home Match Log Players Venues Divisions Schedule Post Season

ADA- FA23 763 Mens Singles Div 1

Season Settings Help Return To MyDC

No Seasons Configured

Notifications Center
You are up to date

Close Season
Suspend Season

Change Season:
▼

League Settings
Season Settings

Create a New Season
Add Another Season Stage

Hide New Season Steps

1. Create New Season
2. Confirm League Settings
3. Edit/Assign Players
4. Edit Divisions
5. Edit Post Season
6. Set Calendar
7. Run Audit Report

Activity

Activity Reports
League Directory
Divisions
Post Season

Roster Reports
Roster Only
w/CPT Phone
w/CPT Phone+Email
All Contact Info

Create New Season

Step 3: Clone Rules

Player Assignments, Teams, and Divisions come from the same season Match Settings are copied from (below). Any players added in subsequent seasons will also be loaded, but will not have a team or division assignment.

Which Season do You want to copy BOTH match format and division labels/listing from:

Create New Divisions and Match Settings ▼

Player Assignments:

Use League Player File Only

Leagues will be required to assign players to divisions. Players not assigned to a division will be considered inactive.

<- Back Continue ->

For now; just select or x the box, Use League Player File Only and then hit continue

Inbox (1,395) - hollyadye@gmail.com Steve messaged FA23 MEN'S ST... league.dartconnect.com

DART CONNECT
LEAGUE PORTAL

Home Match Log Players Venues Divisions Schedule Post Season

ADA- FA23 763 Mens Singles Div 1

Season Settings Help Return To MyDC

No Seasons Configured

Create New Season

Step 4: Division Standings

Verify Division Standings rules for the new season:

Expected League Points Per Match: Expected League Points can also be edited at the Division level

Primary Ranking:

1st Tiebreaker:

2nd Tiebreaker:

3rd Tiebreaker:

4th Tiebreaker:

Notifications Center
You are up to date

Close Season
Suspend Season
Change Season:
League Settings
Season Settings
Create a New Season
Add Another Season Stage
Hide New Season Steps

1. Create New Season
2. Confirm League Settings
3. Edit/Assign Players
4. Edit Divisions
5. Edit Post Season
6. Set Calendar
7. Run Audit Report

Activity
Activity Reports
League Directory
Divisions
Post Season
Roster Reports
Roster Only
w/CPT Phone
w/CPT Phone+Email
All Contact Info

Expected League Points per match
Insert the points from whatever format
you are setting up.

Singles: 11
Doubles: 11
Express: 8
Team: 12

Note: It will not add the bonus point
achieved in the Express or Team league.

Browser tabs: Inbox (1,395) - hollyadye@gmail.com | Steve messaged FA23 MEN'S STE | league.dartconnect.com

Navigation: Home | Match Log | Players | Venues | Divisions | Schedule | Post Season

Page Title: ADA- FA23 763 Mens Singles Div 1

Buttons: Season Settings | Help | Return To MyDC

Alert: No Seasons Configured

Create New Season

Step 5: Confirm New Season

Review your new season information below:

New Season: Fall 2023
Season Start: 09/22/2023

Match Settings / Divisions: Create New Divisions and Match Settings
Import Logic: Use Player File Only

Division Standings:

Expected League Points:	11
Primary Ranking:	Season Match Win Record
1st Tiebreaker:	None
2nd Tiebreaker:	None
3rd Tiebreaker:	None
4th Tiebreaker:	None

Optional League Notes:

Buttons: <- Back | Create New Season

Create New Season

league.dartconnect.com

DART CONNECT LEAGUE PORTAL

Home Match Log Players Venues **Divisions** Schedule Post Season

ADA- FA23 763 Mens Singles Div 1 [Season Settings](#) [Help](#) [Return To MyDC](#)

Managing Season: **Fall 2023** Pre-Season Change Season: **Fall 2023**

Division List TOTAL RECORDS: 0 Records [NEW! Email Players](#)

[Activate Now](#) **Now Available:** The **Advanced Match Builder**. Use this tool to transform the league match experience. [Learn More](#) **ADVANCED MATCH BUILDER**

DC ID	Status	Players	Group Leader	Match Format	Schedule	Parent Division	Division	End Notice	Post Start	Post Season
-------	--------	---------	--------------	--------------	----------	-----------------	----------	------------	------------	-------------

Notifications Center

DC Notifications (3)

Fall 2023

Divisions

[Add Division](#)

Division

[Search](#)

DartConnect Links

- [DCTV League Menu](#)
- [Division Standings](#)
- [Post-season Standings](#)
- [Player Leaderboard](#)

[Email Players](#)

[Check Player Email](#)

Support Options

- [League Portal Help](#)
- [Contact DartConnect](#)
- [Admin Facebook Group](#)

Admin Filters

Division

[Set Admin Filters](#)

[Reset Admin Filters](#)

On the Left Pane, select "Add Division"

Notifications Center
DC Notifications (3)

Fall 2023

Divisions
Add Division

Division
Search

DartConnect Links
DCTV League Menu
Division Standings
Post-season Standings
Player Leaderboard

Email Players

Check Player Email

Support Options
League Portal Help
Contact DartConnect
Admin Facebook Group

Admin Filters
Division
Set Admin Filters
Reset Admin Filters

Home **Match Log** **Players** **Venues** **Divisions** **Schedule** **Post Season**

ADA- FA23 763 Mens Singles Div 1 [Season Settings](#) [Help](#) [Return To MyDC](#)

Managing Season: **Fall 2023** Pre-Season Change Season: **Fall 2023**

Add New Division

Activate Now **Now Available:** The **Advanced Match Builder**. Use this tool to transform the league match experience. [Learn More](#) **ADVANCED MATCH BUILDER**

Division:

Display Order:

Parent Division:

Sponsor Location

Scoring App Settings [Hide -](#)

Quick Keys:

Add New Division **Cancel** **Delete**

Type in the Division Name

ADA required Naming:
ADL AREA
SEASON
NAME OF LEAGUE

Example:
763 FA23 MENS SINGLES DIV 1
221 FA23 BERRYVILLE OPEN DOUBLES
750 FA23 EXPRESS NEUT PAULETTES

Once you've added the name of the Division, select "Add New Division"

league.dartconnect.com

DART CONNECT LEAGUE PORTAL

Home Match Log Players Venues **Divisions** Schedule Post Season

ADA- FA23 763 Mens Singles Div 1 [Season Settings](#) [Help](#) [Return To MyDC](#)

Managing Season: **Fall 2023** Pre-Season Change Season: **Fall 2023**

Edit Division

[Activate Now](#) **Now Available:** The **Advanced Match Builder**. Use this tool to transform the league match experience. [Learn More](#) **ADVANCED MATCH BUILDER**

Division: **763 FA23 MENS SNG DIV 1** Edit Division Settings

DC Division ID: 32448

Season Duration: 9/21/23 -

Division:

Display Order:

Season Schedule:

Parent Division:

Sponsor Location:

Team Leader:

Scoring App Settings [Show +](#)

Match Audit Parameters [Show +](#)

[Update Division](#) [Cancel](#) [Delete](#)

Division: **763 FA23 MENS SNG DIV 1** Game Menu [Learn More](#)

Game Menu:

Division: **763 FA23 MENS SNG DIV 1** Inter-Division Play

Inter-division Play: **NO**

Add Inter-division:

Next - Add the Game Menu information
Use the Drop down to select the games

[Home](#)
[Match Log](#)
[Players](#)
[Venues](#)
[Divisions](#)
[Schedule](#)
[Post Season](#)

ADA- FA23 763 Mens Singles Div 1

[Season Settings](#)
[Help](#)
[Return To MyDC](#)

Managing Season: **Fall 2023** *Pre-Season* Change Season: **Fall 2023**

Division:

Display Order:

Season Schedule:

Parent Division:

Sponsor Location:

Team Leader:

Scoring App Settings [Show +](#)

Match Audit Parameters [Show +](#)

Division: 763 FA23 MENS SNG DIV 1 **Game Menu** [Learn More](#)

Games: No games currently in menu

Add Game:

Add Inter-division:

Division: 763 FA23 MENS SNG DIV 1 **Match Format**

Match Format:

Notifications Center

DC Notifications (3)

Fall 2023

Divisions

Add Division

Division

Search

DartConnect Links

- DCTV League Menu
- Division Standings
- Post-season Standings
- Player Leaderboard

Email Players

Check Player Email

Support Options

- League Portal Help
- Contact DartConnect
- Admin Facebook Group

Admin Filters

Division

Set Admin Filters

Reset Admin Filters

Inbox (1,395) - hollyadye@gmail.com | (20+) Facebook | league.dartconnect.com

DART CONNECT LEAGUE PORTAL

Home Match Log Players Venues **Divisions** Schedule Post Season

ADA- FA23 763 Mens Singles Div 1 [Season Settings](#) [Help](#) [Return To MyDC](#)

Managing Season: **Fall 2023** Pre-Season Change Season: **Fall 2023**

Division: 763 FA23 MENS SNG DIV 1

Display Order: (Optional, Numeric)

Season Schedule: - Select a schedule -

Parent Division:

Sponsor Location:

Team Leader:

Scoring App Settings [Show +](#)

Match Audit Parameters [Show +](#)

[Update Division](#) [Cancel](#) [Delete](#)

Division: 763 FA23 MENS SNG DIV 1 **Game Menu** [Learn More](#)

Games: No games currently in menu

Add Game:

Add Game: **01**

Game:

Starting Rule:

Finish Rule:

[Add Game](#) [Back](#)

Division: 763 FA23 MENS SNG DIV 1 Inter-Division Play

Inter division Play: **NO**

Notifications Center

DC Notifications (3)

Fall 2023

Divisions

Add Division

Division

[Search](#)

DartConnect Links

- DCTV League Menu
- Division Standings
- Post-season Standings
- Player Leaderboard

[Email Players](#)

[Check Player Email](#)

Support Options

- League Portal Help
- Contact DartConnect
- Admin Facebook Group

Admin Filters

Division

[Set Admin Filters](#)

[Reset Admin Filters](#)

Game Menu

Add Game drop down: select 01

Game drop down: select 501

Starting Rule: Straight in

Finish Rule: Double out

Then Select ADD GAME again to add cricket

league.dartconnect.com

DART CONNECT LEAGUE PORTAL

Home Match Log Players Venues **Divisions** Schedule Post Season

ADA- FA23 763 Mens Singles Div 1 [Season Settings](#) [Help](#) [Return To MyDC](#)

Managing Season: **Fall 2023** Pre-Season Change Season: **Fall 2023**

Division: 763 FA23 MENS SNG DIV 1

Display Order: (Optional, Numeric)

Season Schedule: - Select a schedule -

Parent Division:

Sponsor Location:

Team Leader:

Scoring App Settings [Show +](#)

Match Audit Parameters [Show +](#)

[Update Division](#) [Cancel](#) [Delete](#)

Division: 763 FA23 MENS SNG DIV 1 Game Menu [Learn More](#)

Games: [Remove](#) 501 SIDO

Add Game: American Cricket

Add Game: American Cricket

Cricket Scoring: Marksman

[Add Game](#) [Back](#)

Division: 763 FA23 MENS SNG DIV 1 Inter-Division Play

Inter-division Play: NO

Add Inter-division: Select Division to add to list

ADD GAME:
 Add American Cricket
 Cricket Scoring: Marksman
 • Important that you select Marksman!

INTER DIVISION PLAY
 NO
 We do not use Interdivision play

Search

DartConnect Links
DCTV League Menu
Division Standings
Post-season Standings
Player Leaderboard

Email Players

Check Player Email

Support Options
League Portal Help
Contact DartConnect
Admin Facebook Group

Admin Filters

Division

Set Admin Filters

Reset Admin Filters

Division: 763 FA23 MENS SNG DIV 1 Game Menu [Learn More](#)

Games: [Remove](#) 501 SIDO

Add Game: American Cricket

Add Game: **American Cricket**

Cricket Scoring: Marksman

[Add Game](#) [Back](#)

Next you will be selecting Match Formats. Use the drop down and select "New Match Format"

Division: 763 FA23 MENS SNG DIV 1 Inter-Division Play

Inter-division Play: NO

Add Inter-division: Select Division to add to list

Division: 763 FA23 MENS SNG DIV 1 Match Format

Match Format

- Select Division Match Format -
- Select Division Match Format -
- New Match Format**

CONNECT LEAGUE PORTAL
ADA- FA23 763 Mens Singles Div 1
 Managing Season: **Fall 2023** Pre-Season
 Season Settings Help
 Change Season:

Division: **763 FA23 MENS SNG DIV 1** Match Format

Number of Sets:
 Number of Legs:
 Legs Rule:

Option to Change Game:

 Same Game All Legs

 Before Each Leg

Leg Starts

Start of First Leg:

Start of Remaining Legs:

Division Rankings / League Points

Match Scores are determined by the number of legs won by each opponent, unless it is a multi-set format, in which case the match score is the number of sets won by each opponent.

Division Rankings use league points, NOT the match score, to rank competitors throughout the season

League Points are applied to the match **AFTER** it is completed and imported into the DC platform. These points are **NOT** displayed in the scoring app or on DCTV, during live match play. They will be visible in division rankings and on match reports.

Use the following league point options to manage your division rankings. [Contact DartConnect](#) if your league has a unique format.

Match Points:

Match Points determine the score of the actual match. To set your ranking criteria for the entire league, go to [season settings](#).

Division Standings Points:

For leagues that do NOT use *Match Points* to determine team/player rankings.

Bonus Points:

Some Leagues ALSO award additional points for a particular match result such as a match win or a match success. These points affect division rankings.

Number of Sets: 1
 Number of Legs:
 based on your type of league: Singles,
 Doubles, Express or Team
 Legs Rule:
 Play Every Leg – regardless of win/loss
 record
 Option to Change Game
 Before Each Leg
 Start of First League:
 Bull Up/Cork First Leg
 Start of Remaining Legs:
 Bull Up/Cork

DART CONNECT LEAGUE PORTAL

Home Match Log **Players** Venues **Divisions** Schedule Post Season

ADA- FA23 763 Mens Singles Div 1 [Season Settings](#) [Help](#) [Return To MyDC](#)

Managing Season: **Fall 2023** Pre-Season Change Season: **Fall 2023** ▼

Before Each Leg

Leg Starts

Start of First Leg

Start of Remaining Legs

Division Rankings / League Points

Match Scores are determined by the number of legs won by each opponent, unless it is a multi-set format, in which case the match score is the number of sets won by each opponent.

Division Rankings use league points, NOT the match score, to rank competitors throughout the season

League Points are applied to the match **AFTER** it is completed and imported into the DC platform. These points are **NOT** displayed in the scoring app or on DCTV, during live match play. They will be visible in division rankings and on match reports.

Use the following league point options to manage your division rankings. [Contact DartConnect](#) if your league has a unique format.

Match Points

Match Points determine the score of the actual match. To set your ranking criteria for the entire league, go to [season settings](#).

Division Standings Points:

For leagues that do NOT use *Match Points* to determine team/player rankings.

Bonus Points

Some Leagues ALSO award additional points for a particular match result such as a match win or a match sweep. These points affect division rankings.

Note: Bonus points are NOT expected to work properly for leagues that use more than one device to score a match, creating separate match reports. Contact DC support to review options.

[Save Match Format](#) [Reset](#) [Remove Settings](#)

Match Points:

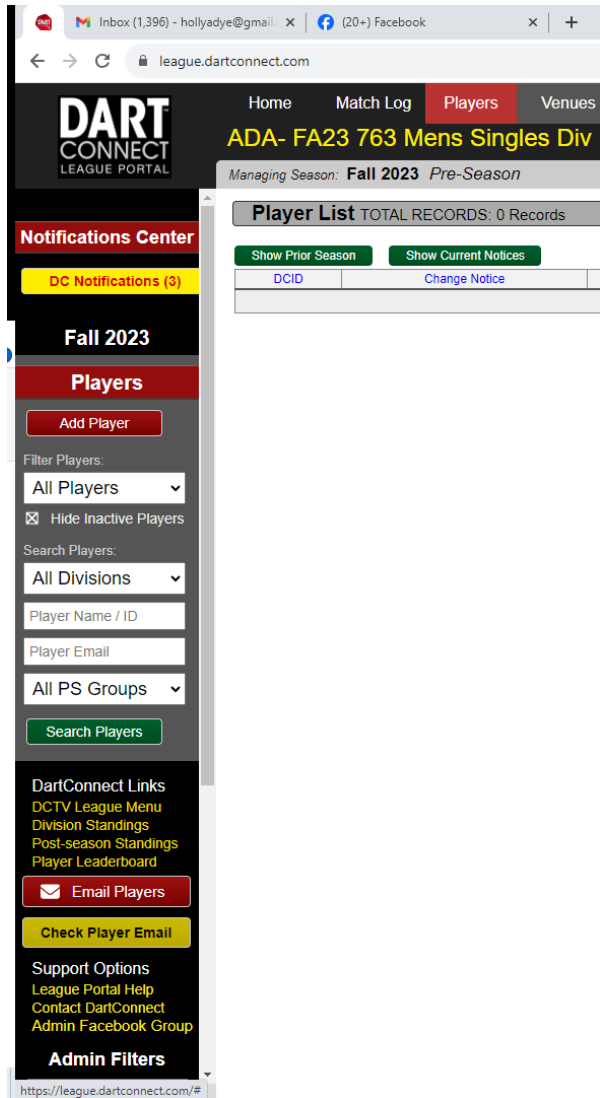
1 Point per Leg Win

Division Standing Points

Use Match Points

Bonus Points

No Bonus Points



Next it is time to add Players.

Select RED TAB at top: Players

On left Pain; select: Add Players

Add the First, Last and email of players then select the division you just created

Once you've added the first player in for the division, at the bottom of that player screen; you should be able to select Add Player.

This will give a clean screen, and the division should already be selected

Notifications Center

DC Notifications (3)

Fall 2023

Players

Add Player

Filter Players:

All Players

Hide Inactive Players

Search Players:

All Divisions

Player Name / ID

Player Email

All PS Groups

Search Players

DartConnect Links

[DCTV League Menu](#)

[Division Standings](#)

[Post-season Standings](#)

[Player Leaderboard](#)

Email Players

Check Player Email

Support Options

[League Portal Help](#)

[Contact DartConnect](#)

[Admin Facebook Group](#)

Admin Filters

Add New Player

First Name Last Name

Current Email An email that matches the player's DartConnect membership is required for players to access the league in the scoring application.

Nation

Date Field

Hide Additional Player Info

Gender

Leaderboard:

League Player ID

Phone:

Video Chat Address:

Division:

This player is part of a manual schedule. To change this player's division, open the schedule and delete all of this player's matches. You can also replace this player with a Bye using the advanced schedule tools.

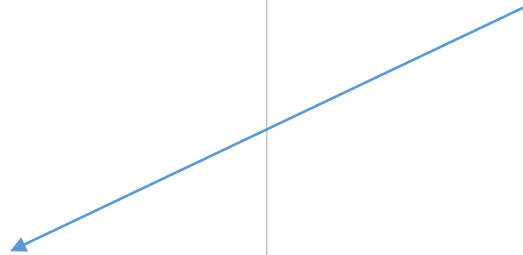
Missing a venue? Add it using the [Global Darts Finder](#)
Pro Tip: Use your keyboard to select the first letter of the venue.

Venue:

Season Eligibility:

Active Status:

Use the drop down to select the division you just created



Division List TOTAL RECORDS: 1 Records

NEW! Email Players

Activate Now Now Available: The Advanced Match Builder. Use this tool to transform the league match experience. Learn More

ADVANCED MATCH BUILDER

DC ID	Status	Players	Group Leader	Match Format	Schedule	Parent Division	Division	End Notice		Post Start	Post Season
32448	Pending	8	Missing Leader	Complete	Missing!		763 FA23 MENS SNG DIV 1	Not Set	Close R. Season	Missing	Unassigned

Your league is now created and the players are added.

If you click on the players area (8) in this example, you can see all the players

Notifications Center

DC Notifications (3)

Fall 2023

Divisions

Add Division

Division

Search

DartConnect Links

- DCTV League Menu
- Division Standings
- Post-season Standings
- Player Leaderboard

Email Players

Check Player Email

Support Options

- League Portal Help
- Contact DartConnect
- Admin Facebook Group

Admin Filters

Division

Set Admin Filters

Reset Admin Filters